



51-883 SINGLE REGULATED
51-884 DOUBLE REGULATED

IMPORTANT NOTE: IF THIS PRESSURE TANK IS TO BE USED FOR SPRAYING FLAMMABLE MATERIALS, OPERATOR MUST NOT PRESSURIZE THIS TANK MORE THAN 15 PSI TO MEET OSHA REQUIREMENTS. FOR NON-ASME PRESSURE VESSELS. IT IS THE RESPONSIBILITY OF THE OPERATOR TO FOLLOW THIS MANDATORY PROCEDURE.

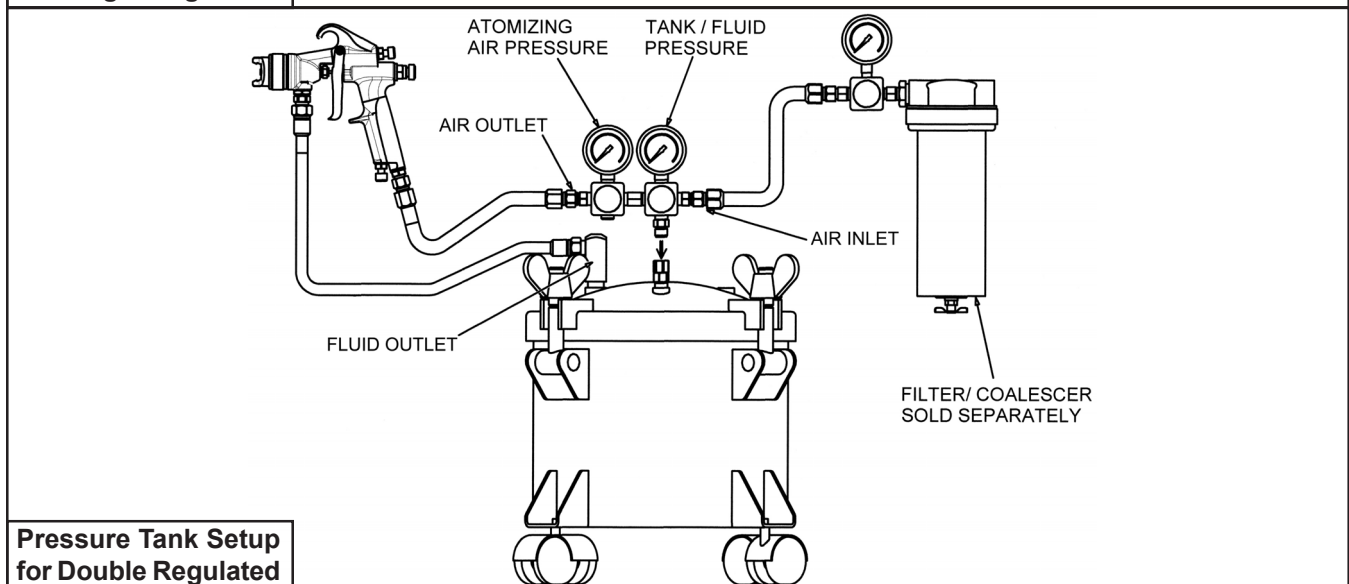
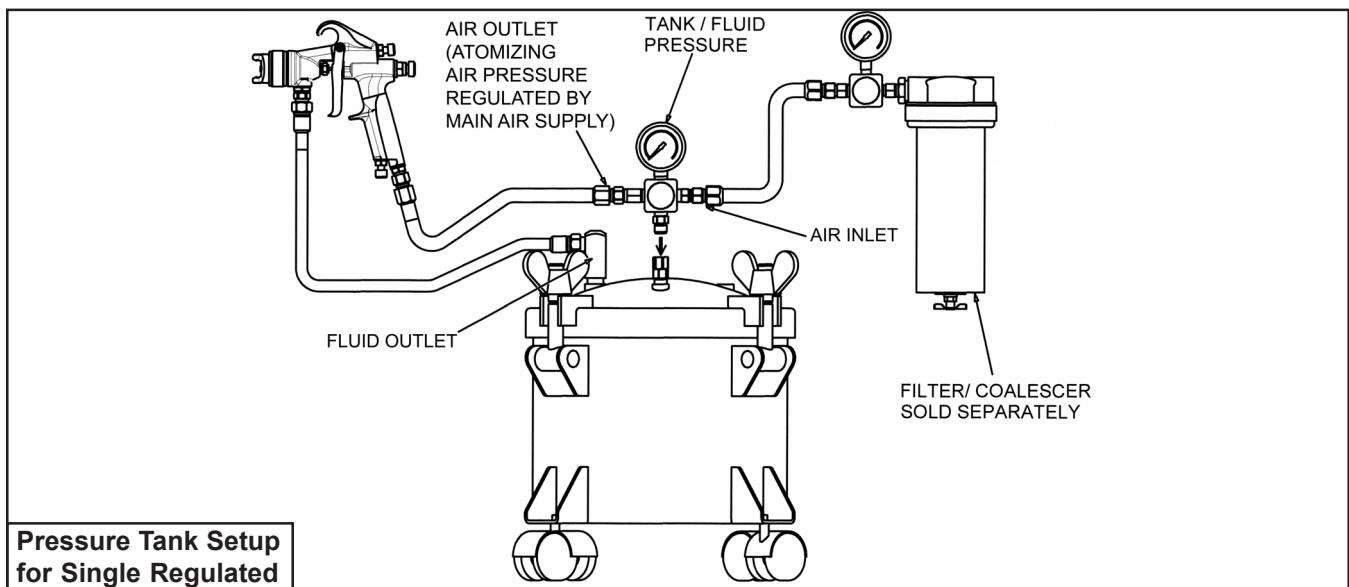
GENERAL INFORMATION

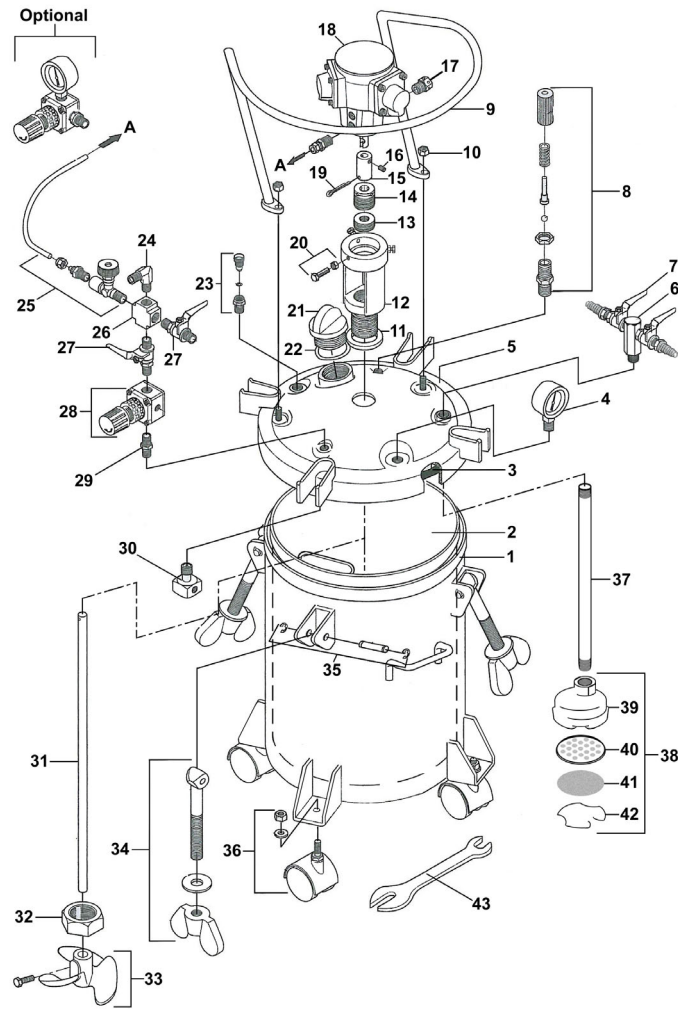
This pressure tank is equipped with either single or double air pressure regulation, material outlet shutoff valves for 2 guns, pressure safety relief valve, tank vent valve, disposable plastic liner, an air powered agitator, and four caster wheels.

CAUTION!

1. Maximum tank pressure of 80 psi. The safety relief valve is designed to protect the tank against excessive pressures. DO NOT attempt to make adjustments to this valve. If this valve begins to vent air, reduce the setting on the air inlet regulator.
2. DO NOT alter the tank in any way by welding, drilling or machining as this may weaken the structure of the tank.
3. To prevent hazardous static sparks from occurring, always ground the tank by connecting a 12 ga. wire to the tank and to a known earth ground.
4. Halogenated solvents will react chemically with aluminum and may cause an explosion. Examples of halogenated solvents are 111 trichlorethane and methylene chloride. **DO NOT use the removable aluminum tank liner with any halogenated solvents.**
5. Be sure tank pressure is completely relieved before attempting to remove tank cover or material fill cap. Shut off the main air supply to the tank and vent pressure using the vent valve located on the tank lid.

****NOTE** Oilless Motor Used on CAT Agitated Tanks - DO NOT OIL TANK MOTORS**





ITEM NO.	PART NO.	DESCRIPTION	ITEM NO.	PART NO.	DESCRIPTION
1	51-896	Tank Shell	23	51-234	Tank Vent Valve
2	51-897	Optional SS Tank Liner	24	51-268	90 Degree Elbow
3	51-890	Gasket	25	51-247	Speed Control Valve For Agitator
4	52-58	Pressure Gauge	26	51-267	4-Way Union
5	51-895	Tank Lid Assembly	27	52-150	Air Shut Off Valves
6	51-530SS	Material Outlet Manifold	28	52-6	Air Regulator (51-222 Opt. 2nd Reg)
7	52-151SS	Material Outlet Valve	29	53-562	1/4 x 1/4 Nipple Fitting
8	51-229	Safety Relief Valve Assembly	30	51-237	Air Flow Diffuser
9	51-715SS	Guard	31	51-892	Agitator Shaft
10	98-0115	Nut 3/8-16	32	51-259SS	Retaining Nut
11	51-245	Seal Ring	33	51-246	Propeller W/Bolt
12	51-287SS	Air Motor Base	34	51-236	Eye Bolt Assembly
13	51-289	Shaft Seal Assembly	35	51-233	Pin Assembly
14	51-288	Guide	36	51-224	Caster (4 Req'd)
15	51-242	Coupling		51-252	Optional Stationary Feet (4 Req'd)
16	51-262	Set Screw 1/4-20 x 1/4 lg	37	51-891	Fluid Pickup Tube
17	51-271	Muffler	38	51-532	Inlet Strainer Assembly
18	51-240SS	Air Motor	39	51-548	Inlet Strainer Body
19	51-266	Roll Pin	40	51-549	Inlet Screen Backup Plate
20	51-264	Screw & Nut 1/4-20 x 1' lg	41	51-542	Inlet Screen
21	51-524	Material Fill Cap	42	51-519	Inlet Screen Retaining Clip
22	51-522	Seal Ring, Filler Cap	43	51-225	Wrench

Pressure Tanks Available From C.A. Technologies



2.5 Gallon Pressure Tank
51-201 Single Regulated
51-202 Double Regulated



2.5 Gallon Pressure Tank
With Air Powered Agitation
51-203 Single Regulated
51-204 Double Regulated



5 Gallon Pressure Tank
With No Agitation
51-507 Single Regulated
51-508 Double Regulated



5 Gallon Pressure Tank
With Manual Agitation
51-501 Single Regulated
51-502 Double Regulated



5 Gallon Pressure Tank
With Air Powered Agitation
51-503 Single Regulated
51-504 Double Regulated



10 Gallon Pressure Tank
With No Agitation
51-551 Single Regulated
51-552 Double Regulated



10 Gallon Pressure Tank
With Manual Agitation
51-557 Single Regulated
51-558 Double Regulated



10 Gallon Pressure Tank
With Air Powered Agitation
51-553 Single Regulated
51-554 Double Regulated